

# ecodose<sup>®</sup>

Tough on dirt, kind to the planet

## 1 Trigger Application



Select correct **ecodose** concentrate for the cleaning task.



Familiarise yourself with the handling requirements, hazard and usage instructions. Use appropriate PPE.



Remove cap from concentrate bottle.



Gently squeeze bottle, pushing liquid up 'spout' and into dosing reservoir.




Stop squeezing once reservoir is full - excess chemical will drain back into spout.



Take empty trigger bottle and remove spray head (twist collar anticlockwise).



Fill bottle with clean, cold water to required level. Always add chemical to water, never water to chemical.



Carefully pour the contents of **ecodose** reservoir into the trigger bottle. Replace cap on **ecodose** bottle immediately afterwards



Insert spray head back onto bottle. Secure and tighten (rotate clockwise).



Ensure product is correctly labelled.


## 1 Bucket Application



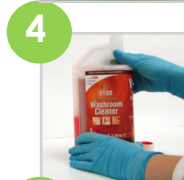
Select correct **ecodose** concentrate for the cleaning task.



Familiarise yourself with the handling requirements, hazard and usage instructions. Use appropriate PPE.



Fill bucket with fresh, clean water.




Remove cap from concentrate bottle.



Gently squeeze bottle, pushing liquid up 'spout' and into dosing reservoir.



Stop squeezing once reservoir is full - excess chemical will drain back into spout.



Pour contents of **ecodose** reservoir into bucket. Make sure bottle is close to the water's surface and tip gently to avoid chemical splashes. Replace cap of **ecodose** bottle immediately.



Large buckets may require a second dose.

**Caterclean.com**  
Hygiene, Delivered

Tel: 01792 582000  
Email: [sales@caterclean.com](mailto:sales@caterclean.com)  
Web: [www.caterclean.com](http://www.caterclean.com)

Caterclean Supplies  
Brickfield House  
Meadow Street  
Swansea  
SA1 6RZ, UK